

Transfer Students: Then, Now, and In The Future

•David Kamimoto •Sally Lester •Stacey Sketo-Rosener •Mike Yamauchi-Gleason



*This Powerpoint will be posted at
advising.ucsc.edu/advisers/forum
following today's presentation*


Today's Agenda:

- Context for transfer students within California's higher education system
- History of transfer students at UCSC
- Transfer student retention and graduation
- President Napolitano's 2014 Transfer Action Team Report (<http://ucop.edu/transfer-action-team/>)
- Your thoughts and recommendations for UCSC's Transfer Experience Team about improving the transfer experience at UCSC



Transfer Experience Team Goals

- Identify new or existing data to answer a variety of questions related to transfer student persistence and graduation
- Raise the visibility of the transfer student experience on campus
- Identify and address transfer student issues as they become visible to us.



Transfer Experience Team

- Charlotte Achen, Transfer Student
- Jan Burroughs, College Eight Academic Preceptor
- Faye Crosby, Cowell College Provost
- David Kamimoto, Associate Director of Admissions: Transfer Preparation Program
- Sally Lester, Lead Program Coordinator, STARS
- Jade Loftus, Science and Math Transfer Outreach Coordinator, Physical and Biological Sciences
- Claudia Parrish, Program Coordinator, STARS
- Pablo Reguerin, Executive Director, Retention Services
- Maria Ruby, Undergraduate Program Coordinator, Environmental Studies
- Stacey Sketo-Rosener, AVP for Undergraduate Advising
- Mike Yamauchi-Gleason, CAO Porter and Kresge Colleges



California Master Plan for Higher Education

Donahoe Act, signed into law 1960 amended with subsequent legislative reviews included:

- Admissions guidelines
- California's historic commitment to a non-tuition policy for California residents
- Defined three tracks in California higher education:
 - Community Colleges
 - California State University
 - University of California

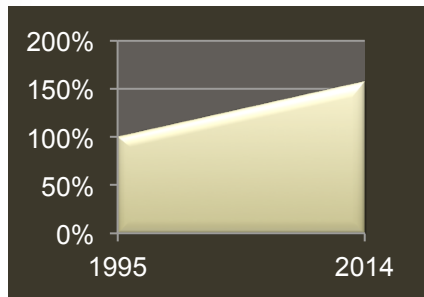


How the Institution Benefits from Transfer Students

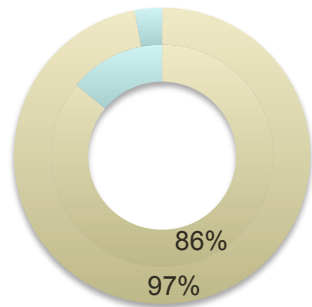
- Diversify the UC population
- Increase social mobility
- Economic advantage
- Accessibility for CC students
- Strong academic performance



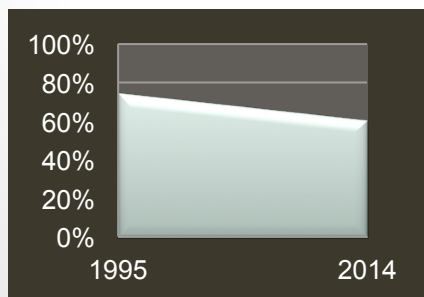
Fall 1995 To Fall 2014 New Transfer Students: Admissions



- Number of California Community College transfer applications increased 57%

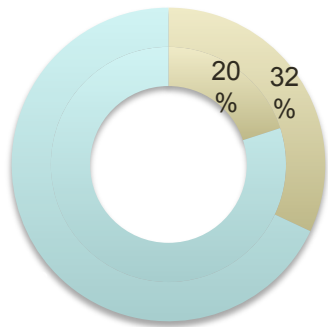


- Percentage of California Community College students in the transfer applicant pool increased from 86% to 97%



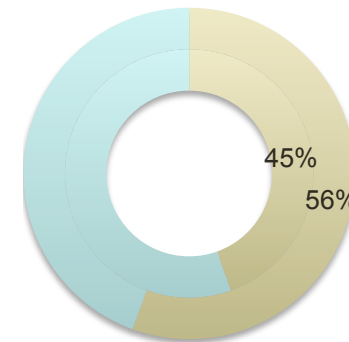
- Admit rate for California Community College transfers dropped from 74% to 60%

Fall 1995 To Fall 2014 New Transfer Students: Demographics



- New enrolled underrepresented transfer students increased from 20% to 32%

- New enrolled transfer males increased from 45% to 56%



- Three largest feeder areas in 2014:
 1. Los Angeles county
 2. Santa Clara county
 3. Santa Cruz county

The list was reversed in Fall 1995, with Santa Cruz County as #1.

Fall 1995 To Fall 2014 New Transfer Students: Intended Major

- Six of the top 10 majors remained the same: Sociology, Psychology, Literature, Anthropology, Biology, History
- Environmental Studies, Marine Biology, Theater Arts, and Undecided have been replaced by Politics, Computer Science, Film & Digital Media, and Business Management Economics

Changes Impacting Transfer Admission: GATE/TAG

- ~ Fall 1989: Launch of UCSC Guaranteed Admission for Transfer Entry (GATE) Program with 12 local community colleges
- ~ Fall 2000: Increasing GATE to 20 community colleges
- ~ Fall 2001: Expansion of GATE to all California Community Colleges, with 81 in 1st year
- ~ Fall 2005: Baskin School of Engineering Majors added to GATE
- ~ Fall 2009: GATE changed to Transfer Admission Guarantee (TAG)
- ~ Fall 2010: All UC TAGs (7) utilized a common, online form
- ~ Fall 2011: Students can only apply for one UC TAG

Changes Impacting Transfer Admission: Major Selection

- Fall 2005: Majors in the Baskin School of Engineering
- Fall 2013: Add all majors in Biological Sciences, all majors in Economics, Psychology
- Fall 2015: Add all majors in Physics, all majors in Chemistry, Sociology
- Screening information is available at:
<http://admissions.ucsc.edu/apply/transfer-students/major-prep.html>

Changes Impacting Transfer Experience: STARS

- Transfer Student Center at Kresge College opened 1996: First such center in the UC system
- STARS was established in 1997, incorporating Re-entry Services and Transfer Student Center into *Services for Transfer and Re-entry Students*



Changes Impacting Transfer Experience: Transfer Community

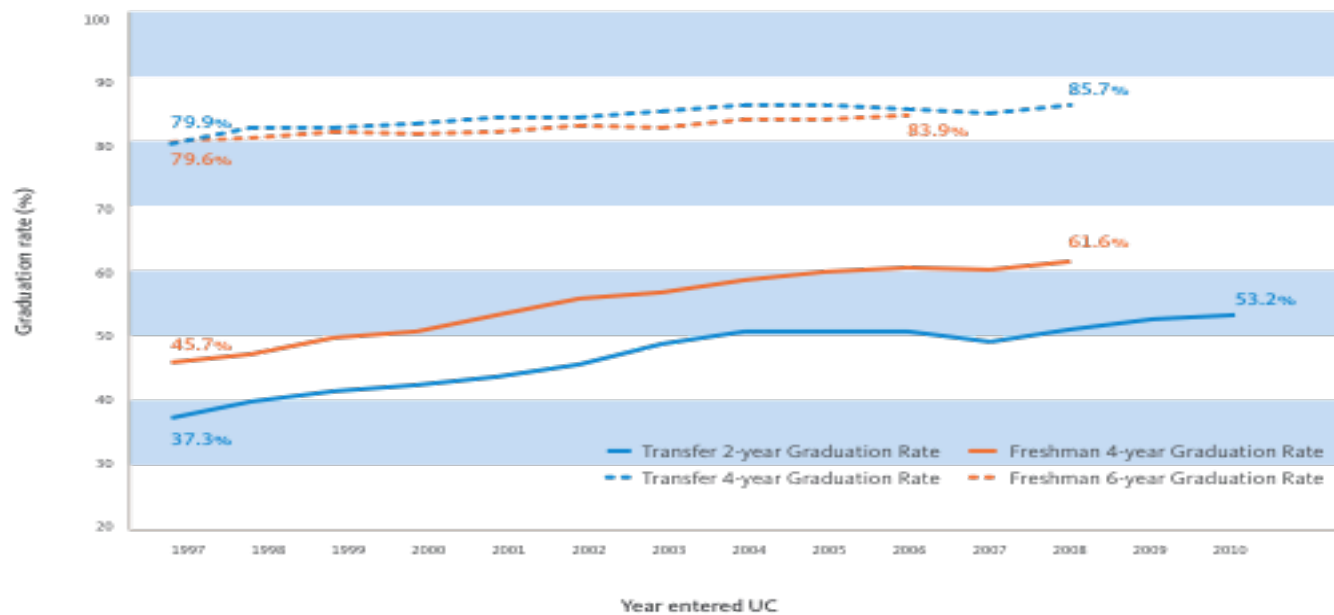
- Opened at Porter College in Fall 2011 with 479 residents
- 516 new transfer students lived at the TCP (Transfer Community at Porter) in Fall 2014



- Most incoming transfer students who choose on-campus housing reside at the transfer community in Porter residence halls, regardless of their college affiliation. Transfer students 23 and older have the option of living in an apartment at their college of affiliation.

Retention and Graduation of Transfer Students at UC

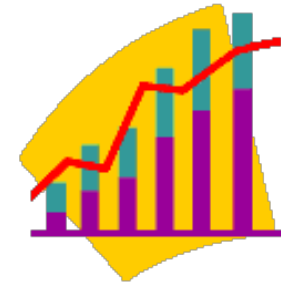
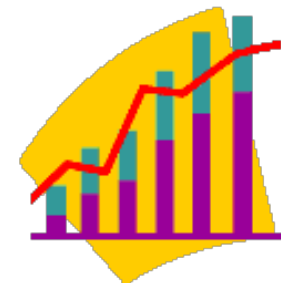
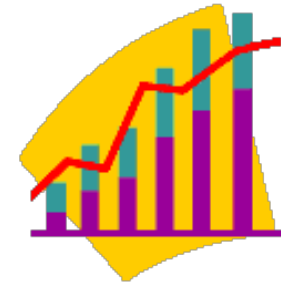
Chart 2: Graduation Rates of CA Resident Freshmen and Transfers from CA Community Colleges



From Preparing California For Its Future: Enhancing Community College Student Transfer to UC. University of California, President's Transfer Action Team 2014: <http://ucop.edu/transfer-action-team/>

Retention and Graduation of Transfer Students at UCSC

- In the last ten years, first to second year retention rates for transfer students have increased from 87.4% (2001 entering class) to 91.1% (2011 entering class)
- In the same period, 2 year graduation rates have increased from 46.1% (2001 entering class) to 54.4% (2011 entering class)
- Four year graduation rates have increased from 79.2% (2001 entering class) to 82.1% for the 2009 entering class (last measure available)



From UC Santa Cruz Institutional Research and Policy Studies: Summary Retention and Graduation Reports, <http://planning.ucsc.edu/irps/retengrad.asp>

Retention and Graduation Goals for Transfer Students at UCSC

The Student Success Steering Committee, led by Jaye Padgett, set goals for both frosh and transfer graduation rates, to be attained by 2020. For transfer students:

- Increase 2-year graduation rate to 65% (currently 54%)
- Increase 3-year graduation rate to 82% (currently 78%)
- Increase 4-year graduation rate to 87% (currently 82%)

These goals imply not just graduating more transfer students, but improving time-to-degree for this population



Challenges in reaching transfer retention and graduation goals

From 2012 UCUES Data, Draft Report on Transfer Students:
Engagement/ Belonging:

- I feel that I belong at this campus:
UCSC 2010 Transfers: 52% Agree or strongly agree
UC 2010 Transfers: 54% Agree or strongly agree
UC 2008 Frosh: 60% Agree or strongly agree
- UCSC transfer students less satisfied with overall social experience than their UCSC frosh peers (50% compared to 63%)
- On-campus transfers more satisfied with overall social experience and more likely to report a sense of belonging than off-campus transfers



From Draft Report on UCSC Undergraduate Senior Transfer Student Experiences, Anna Sher, UCSC Institutional Research and Policy Studies.

Challenges in reaching transfer retention and graduation goals

From 2012 UCUES Data, Draft Report on Transfer Students: Utilization of Advising and Other Resources:

- Transfer students significantly more likely than their frosh peers to want or need advice about graduate school (70% compared to 54%), research opportunities (66% compared to 44%), and academic challenges (54% compared to 34%)
- 21% of UCSC transfer students used on-campus mental health services -- of those who did not seek on-campus mental health services, 63% did not because they did know what was offered, compared to 41% of their UCSC frosh peers.

From Draft Report on UCSC Undergraduate Senior Transfer Student Experiences, Anna Sher, UCSC Institutional Research and Policy Studies.

Challenges in reaching transfer retention and graduation goals

From 2012 UCUES Draft Report on Transfer Students:
Timely degree progress:

Are you on track to graduate in four years, or, if you are a transfer student, in two years?

- UCSC 2010 Transfer: 69%
- UCSC 2008 Frosh: 82%

How important is it to you to graduate in four years or, if you are a transfer student, in two years?

- UCSC 2010 Transfer: 76%
- UCSC 2008 Frosh: 85%

From Draft Report on UCSC Undergraduate Senior Transfer Student Experiences, Anna Sher, UCSC Institutional Research and Policy Studies.

Challenges in reaching transfer retention and graduation goals

Average Enrolled Quarters for Graduates:

Division	Quarters beyond 12, for 03-07 Frosh Cohorts:	Quarters beyond 6, for 05-09 Transfer Cohorts:
Arts	0.9	1.2
Engineering	2.3	2.5
Humanities	0.6	1.2
Physical/Biological Sci	1.9	1.9
Social Sciences	0.9	0.8

From UC Santa Cruz Institutional Research and Policy Studies: Average Time-To-Degree and Grade Point Average for Entering Frosh and Transfer Cohorts: <http://planning.ucsc.edu/irps/retengrad.asp>

UCOP 2014 Transfer Action Team Report: Findings & Recommendations

Findings	Recommendations
1) Transfer Demand—Declines in Applications May Mask Growing Student Interest in UC	1) Enhance UC's Message: Create Additional Communications and Resources That Encourage and Help Prepare Students for Transfer
2) Transfer Diversity—UC Draws Most Transfers From Relatively Few CCCs	2) Increase UC's Presence at Every CCC Campus
3) Transfer Transparency – Current Efforts to Streamline Transfer Pathways Are Essential But Could Be Expanded	3) Organize for Academic Success: Streamline and Strengthen the UC Transfer Preparation Process to Ensure Student Completion
4) Transfer Receptivity – Campus Efforts to Create Transfer-Affirming Cultures Are Notable, but Additional Efforts Are Needed	4) Welcome Students to Our Campuses With the "Transfer Success Kit"
5) Transfer Commitment – The Future of the Transfer Function is Dependent on a Recommitment to the Values of the California Master Plan	5) Strengthen Partnerships to Sustain Statewide Transfer for the Long-Term

From Preparing California For Its Future: Enhancing Community College Student Transfer to UC. University of California, President's Transfer Action Team 2014: <http://ucop.edu/transfer-action-team/>

“Transfer Success Kit” Should Include:

- Guaranteed on-campus housing for transfer students
- Transfer centers, services, or online resource hubs
- Peer-to-peer mentoring and advising programs
- Summer residential or non-residential programs for admitted students
- Enhanced orientation or online student success courses
- A transfer credit evaluation prior to enrollment for their first term for every CCC transfer applicant who submits a Statement of Intent to Register (SIR)



From Preparing California For Its Future: Enhancing Community College Student Transfer to UC. University of California, President's Transfer Action Team 2014: <http://ucop.edu/transfer-action-team/>

Discussion:

What transfer student issues have you seen from an advising perspective?

Discussion:

How can we better support transfers in graduating within two years, as a campus and/or in individual advising offices?

Discussion:

Besides supporting timely degree progress, what else do we need to do to support this population?

Questions?

